



Adair County, OK

Arkansas

Contents

Report Parameters	1
Economy Overview	2
Unemployment by Demographics	4
Historic & Projected Trends	8
Population Characteristics	12
Inbound and Outbound Migration	14
Industry Characteristics	16
Business Characteristics	21
Workforce Characteristics	23
Educational Pipeline	29
In-Demand Skills	30

Report Parameters

1 County

40001 Adair County, OK

Class of Worker

QCEW Employees, Non-QCEW Employees, and Self-Employed

The information in this report pertains to the chosen geographical area.

Economy Overview

18,683

Population (2023)

Population **decreased by 3,568** over the last 5 years and is projected to **decrease by 3,409** over the next 5 years.

5,732

Total Regional Employment

Jobs **grew by 147** over the last 5 years and are projected to **grow by 289** over the next 5 years.

\$37.9K

Median Household Income (2021)

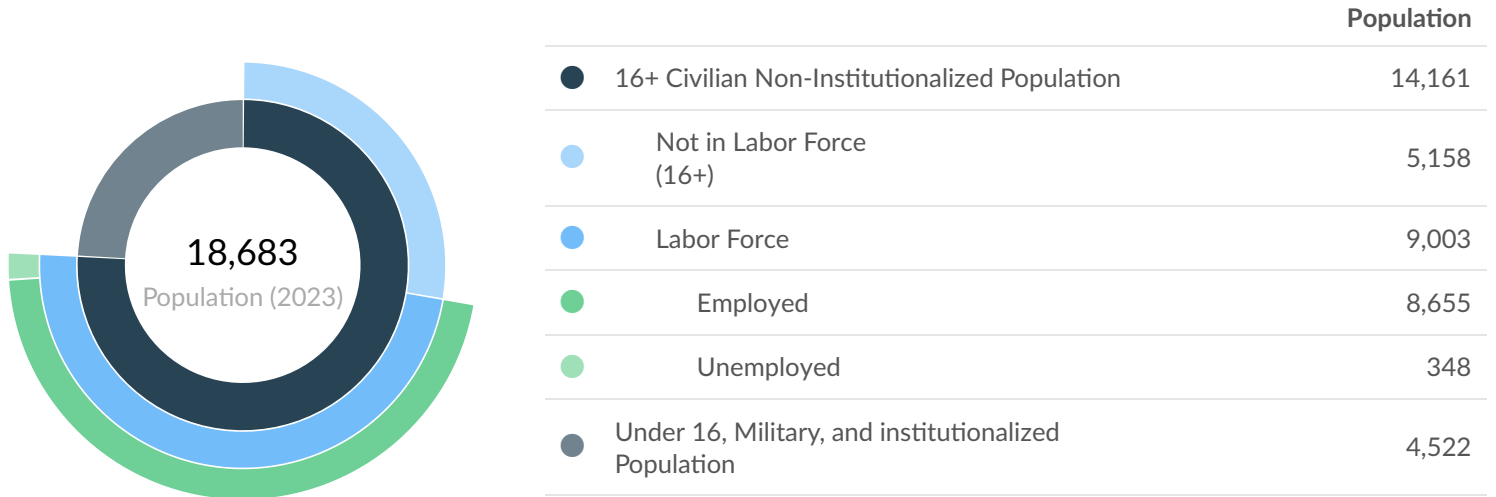
Median household income is **\$31.1K below** the national median household income of \$69.0K.

Takeaways

- As of 2023 the region's population **declined by 16.0%** since 2018, falling by 3,568. Population is expected to **decrease by 18.2%** between 2023 and 2028, losing 3,409.
- From 2018 to 2023, jobs **increased by 2.6%** in Adair County, OK from 5,585 to **5,732**. This change **fell short of the national growth rate of 3.6% by 1.0%**. As the number of jobs increased, the **labor force participation rate increased from 49.2% to 63.6% between 2018 and 2023**.
- Concerning educational attainment, **6.1% of Adair County, OK residents possess a Bachelor's Degree** (15.0% below the national average), and **5.5% hold an Associate's Degree** (3.4% below the national average).
- The top three industries in 2023 are Education and Hospitals (Local Government), Animal Production, and Animal Slaughtering and Processing.

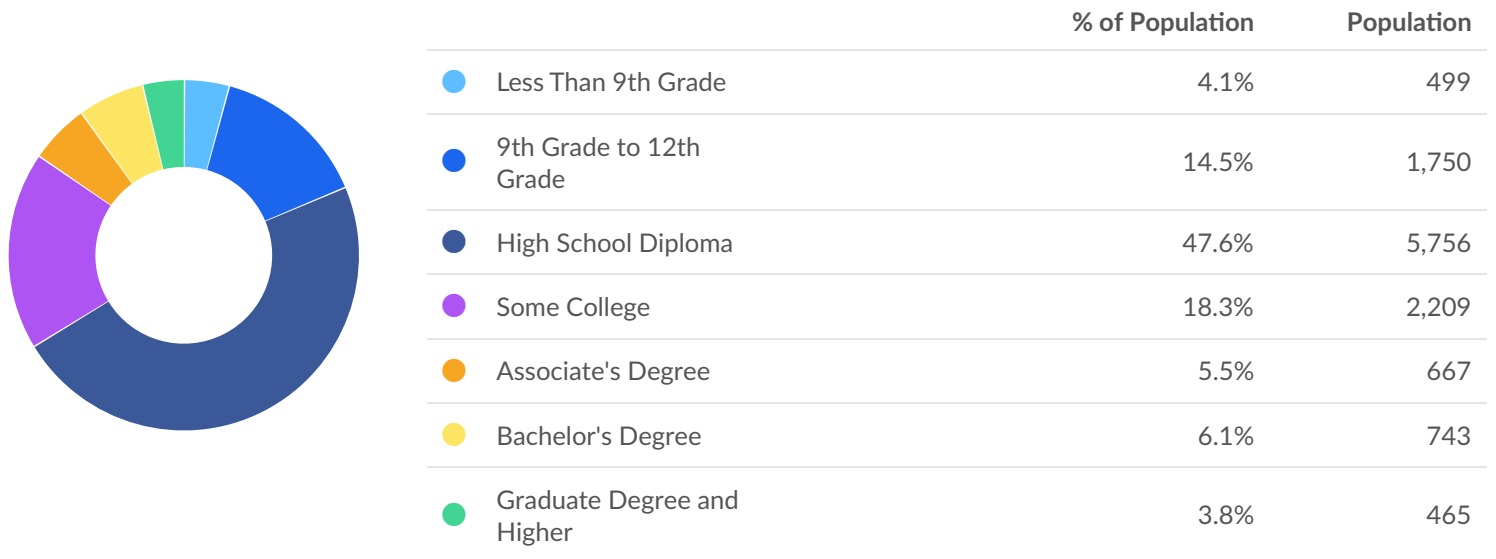
	Population (2023)	Labor Force (Sep 2023)	Jobs (2023)	Cost of Living	GRP	Imports	Exports
Region	18,683	9,003	5,732	88.3	\$543.13M	\$1.08B	\$770.33M
State	4,047,434	1,973,981	1,915,502	93.2	\$231.48B	\$234.95B	\$292.30B

Sep 2023 Labor Force Breakdown



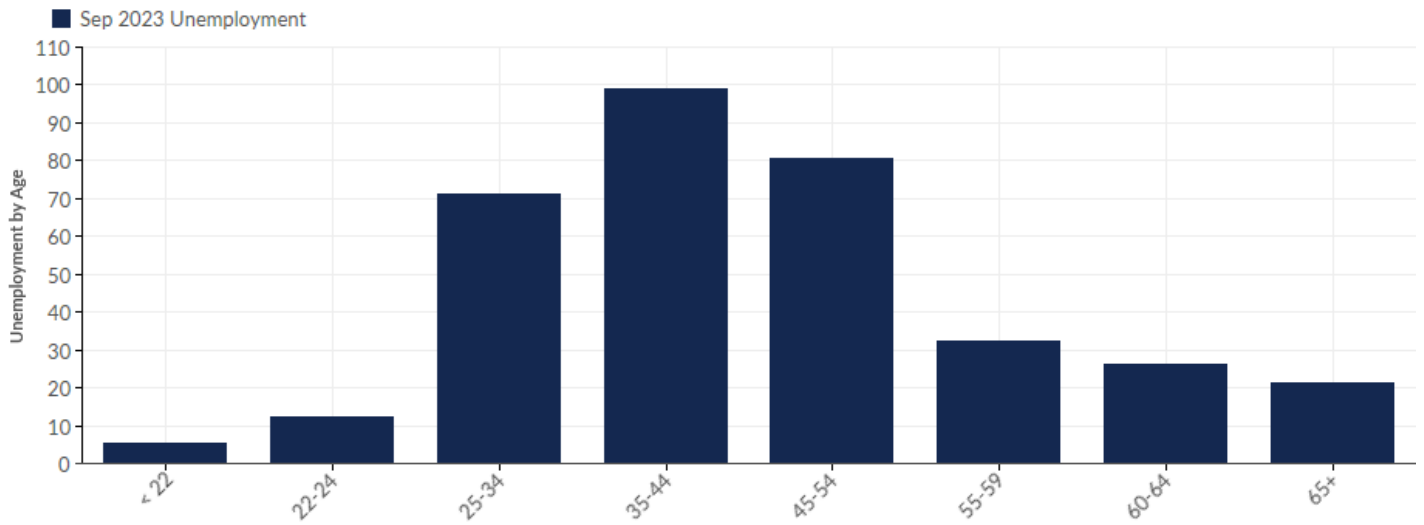
Educational Attainment

Concerning educational attainment, **6.1% of Adair County, OK residents possess a Bachelor's Degree** (15.0% below the national average), and **5.5% hold an Associate's Degree** (3.4% below the national average).



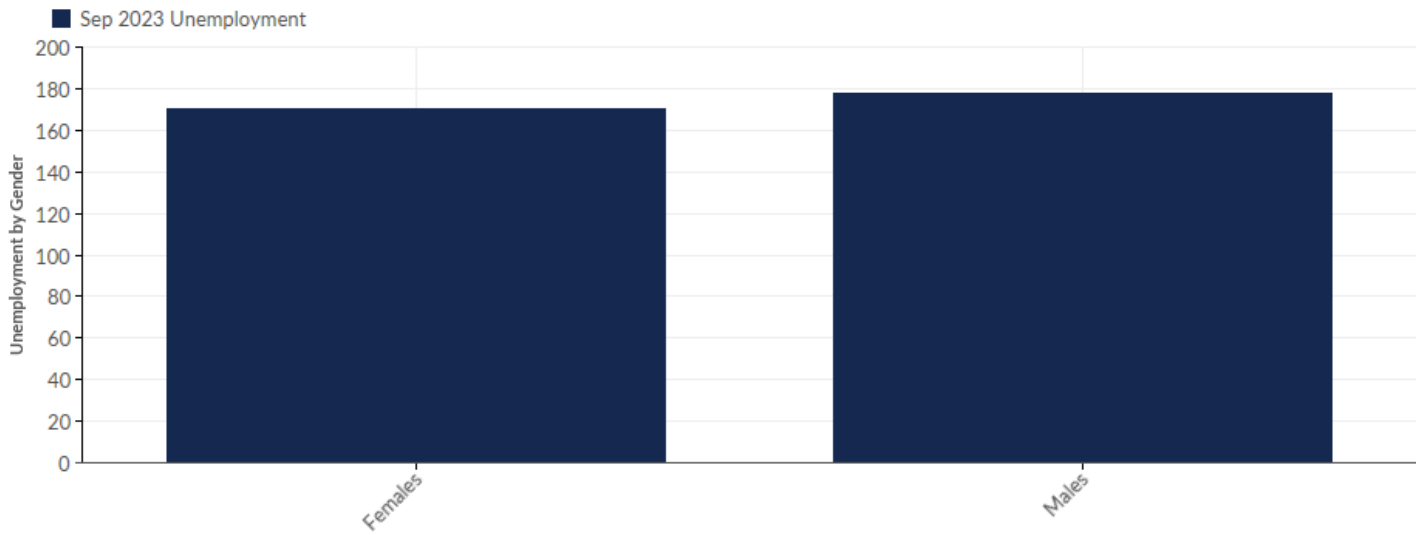
Unemployment by Demographics

Unemployment by Age



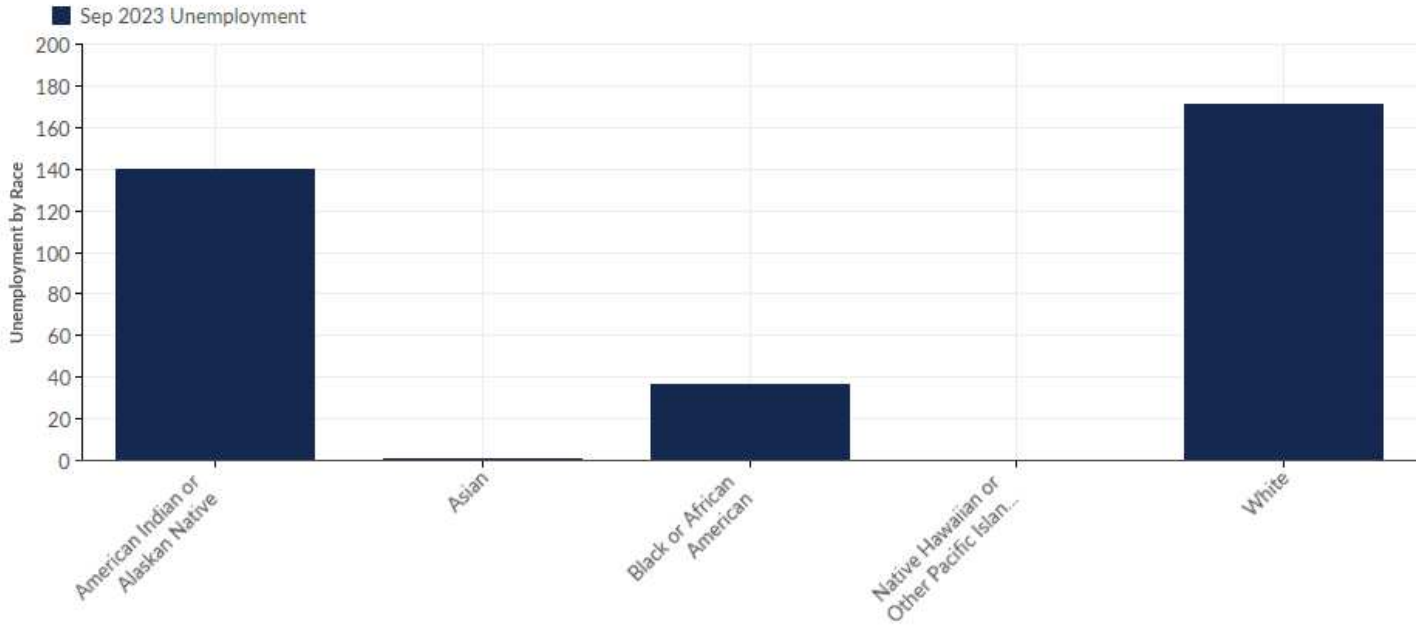
Age	Unemployment (Sep 2023)	% of Unemployed
< 22	5	1.44%
22-24	12	3.45%
25-34	71	20.40%
35-44	99	28.45%
45-54	81	23.28%
55-59	32	9.20%
60-64	26	7.47%
65+	21	6.03%
Total	348	100.00%

Unemployment by Gender



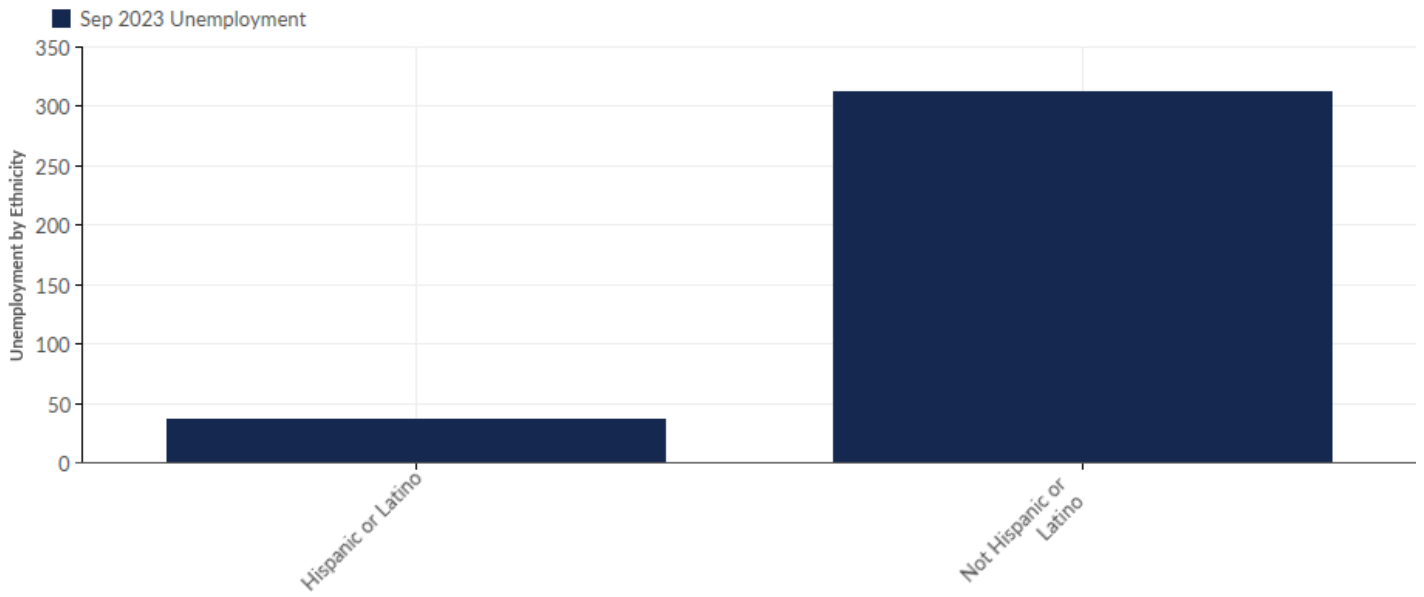
Gender	Unemployment (Sep 2023)	% of Unemployed
Females	170	48.85%
Males	178	51.15%
Total	348	100.00%

Unemployment by Race



Race	Unemployment (Sep 2023)	% of Unemployed
American Indian or Alaskan Native	140	40.23%
Asian	1	0.29%
Black or African American	36	10.34%
Native Hawaiian or Other Pacific Islander	0	0.00%
White	171	49.14%
Total	348	100.00%

Unemployment by Ethnicity

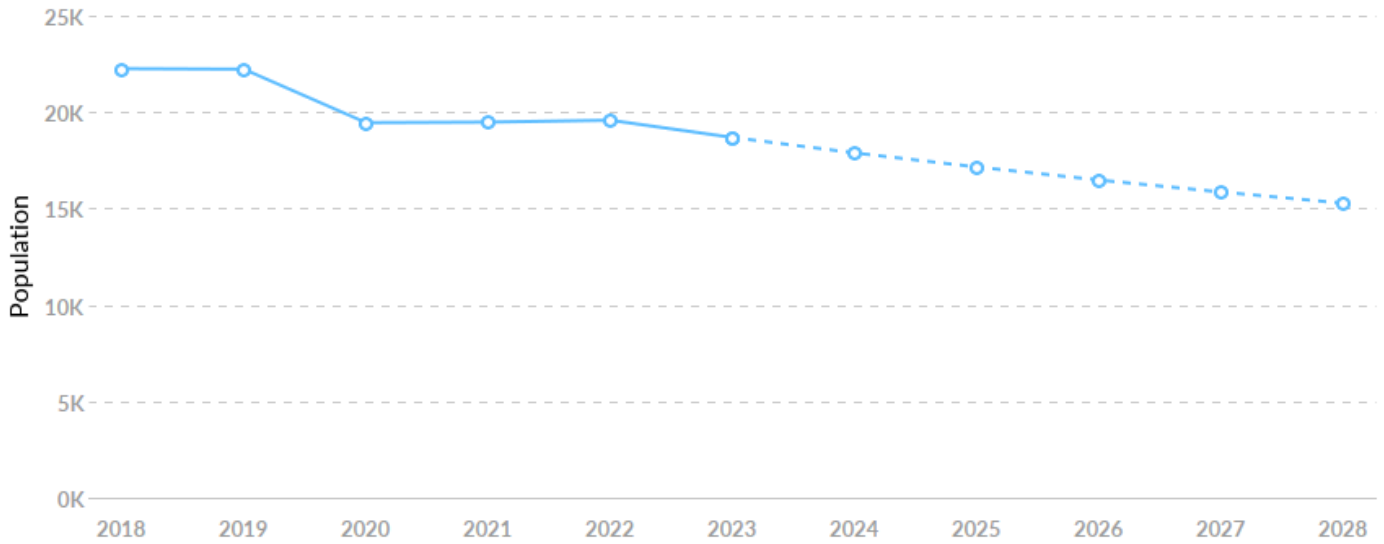


Ethnicity	Unemployment (Sep 2023)	% of Unemployed
Hispanic or Latino	36	10.34%
Not Hispanic or Latino	312	89.66%
Total	348	100.00%

Historic & Projected Trends

Population Trends

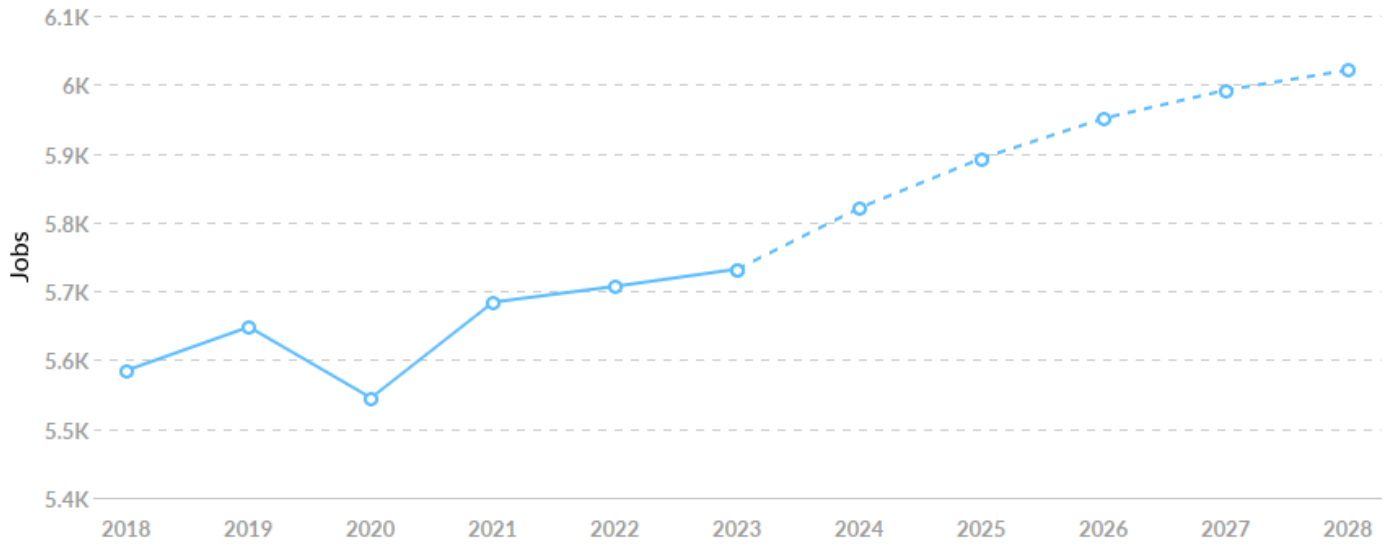
As of 2023 the region's population **declined by 16.0%** since 2018, falling by 3,568. Population is expected to **decrease by 18.2%** between 2023 and 2028, losing 3,409.



Timeframe	Population
2018	22,251
2019	22,224
2020	19,451
2021	19,479
2022	19,576
2023	18,683
2024	17,881
2025	17,151
2026	16,476
2027	15,854
2028	15,273

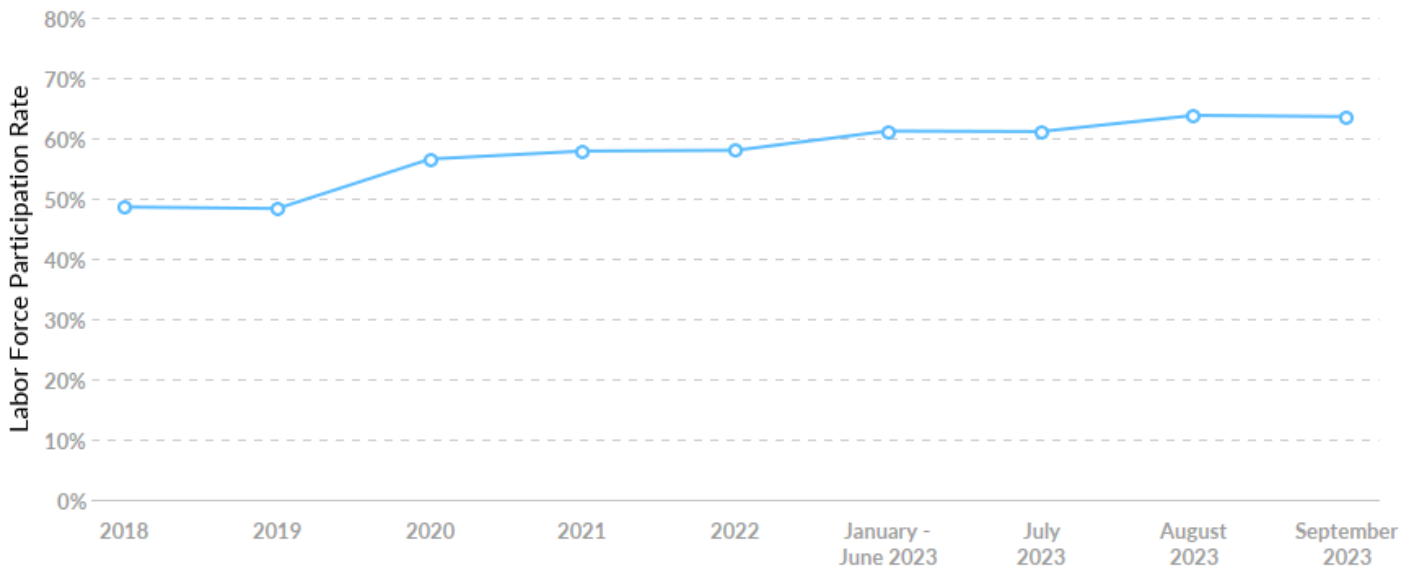
Job Trends

From 2018 to 2023, jobs increased by 2.6% in Adair County, OK from 5,585 to 5,732. This change fell short of the national growth rate of 3.6% by 1.0%.



Timeframe	Jobs
2018	5,585
2019	5,648
2020	5,545
2021	5,684
2022	5,707
2023	5,732
2024	5,821
2025	5,893
2026	5,951
2027	5,992
2028	6,021

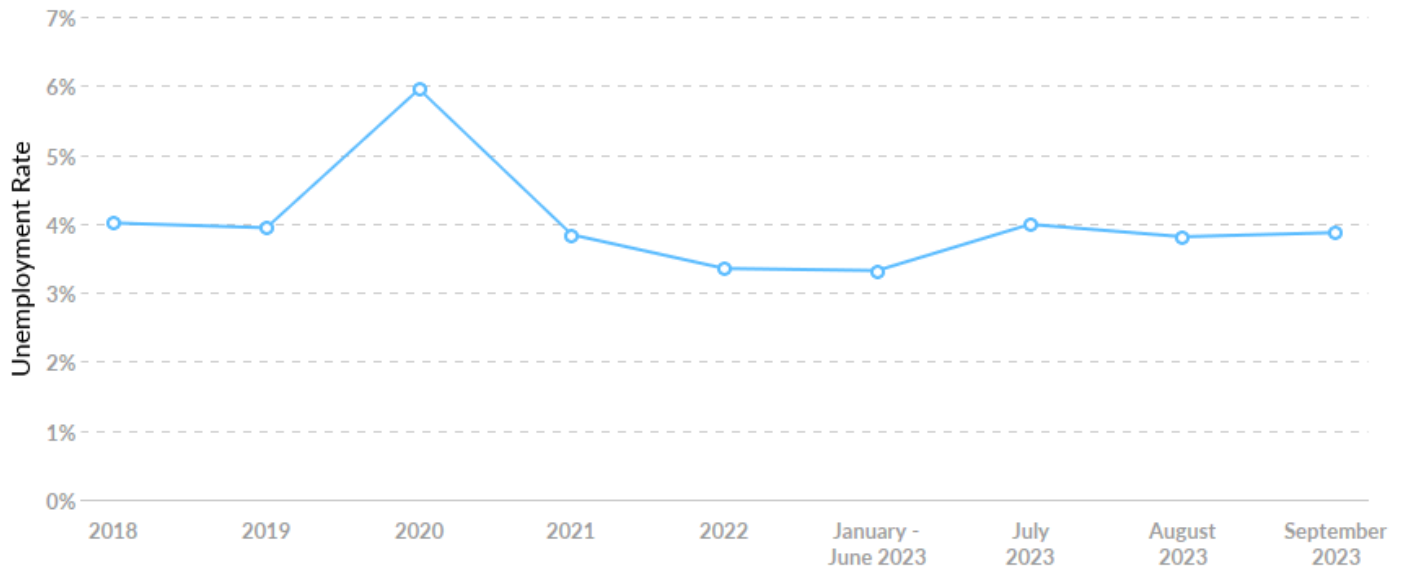
Labor Force Participation Rate Trends



Timeframe	Labor Force Participation Rate
2018	48.58%
2019	48.32%
2020	56.54%
2021	57.86%
2022	57.99%
January - June 2023	61.19%
July 2023	61.10%
August 2023	63.78%
September 2023	63.58%

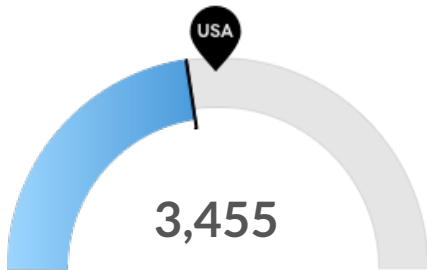
Unemployment Rate Trends

Adair County, OK had a September 2023 unemployment rate of 3.87%, **decreasing from 4.01%** 5 years before.



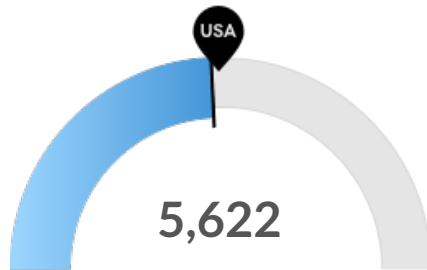
Timeframe	Unemployment Rate
2018	4.01%
2019	3.94%
2020	5.95%
2021	3.84%
2022	3.35%
January - June 2023	3.32%
July 2023	3.99%
August 2023	3.81%
September 2023	3.87%

Population Characteristics



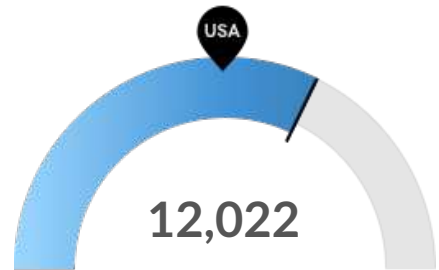
Millennials

Adair County, OK has 3,455 millennials (ages 25-39). The national average for an area this size is 3,980.



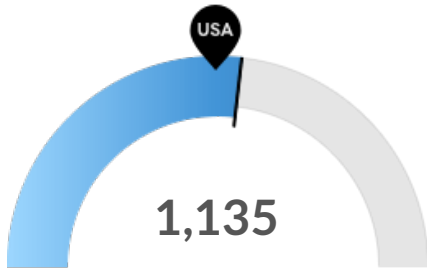
Retiring Soon

Retirement risk is about average in Adair County, OK. The national average for an area this size is 5,867 people 55 or older, while there are 5,622 here.



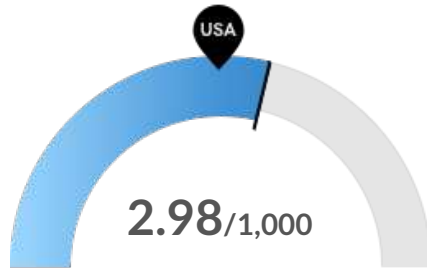
Racial Diversity

Racial diversity is high in Adair County, OK. The national average for an area this size is 8,050 racially diverse people, while there are 12,022 here.



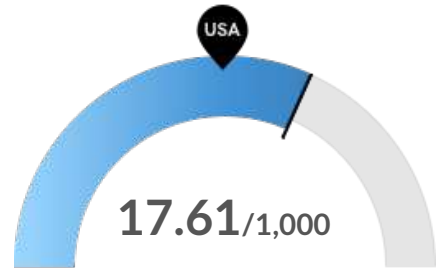
Veterans

Adair County, OK has 1,135 veterans. The national average for an area this size is 1,023.



Violent Crime

Adair County, OK has 2.98 violent crimes per 1,000 people. The national rate is 2.41 per 1,000 people.

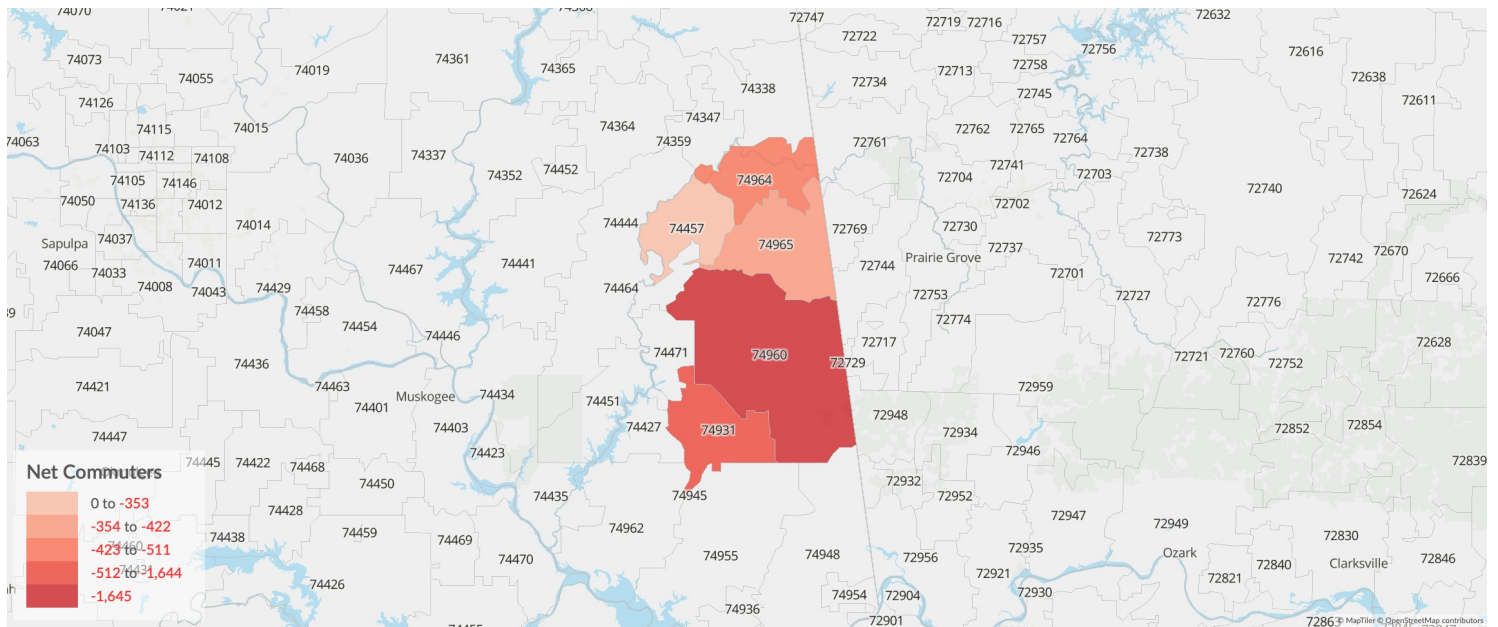


Property Crime

Adair County, OK has 17.61 property crimes per 1,000 people. The national rate is 12.12 per 1,000 people.

Place of Work vs Place of Residence

Understanding where talent in Adair County, OK currently works compared to where talent lives can help you optimize site decisions.



Where Talent Works

ZIP	Name	2023 Employment
74960	Stilwell, OK (in Adair co...	3,269
74965	Westville, OK (in Adair c...	1,712
74964	Watts, OK (in Adair cou...	616
74931	Bunch, OK (in Adair cou...	105
74457	Proctor, OK (in Adair co...	30

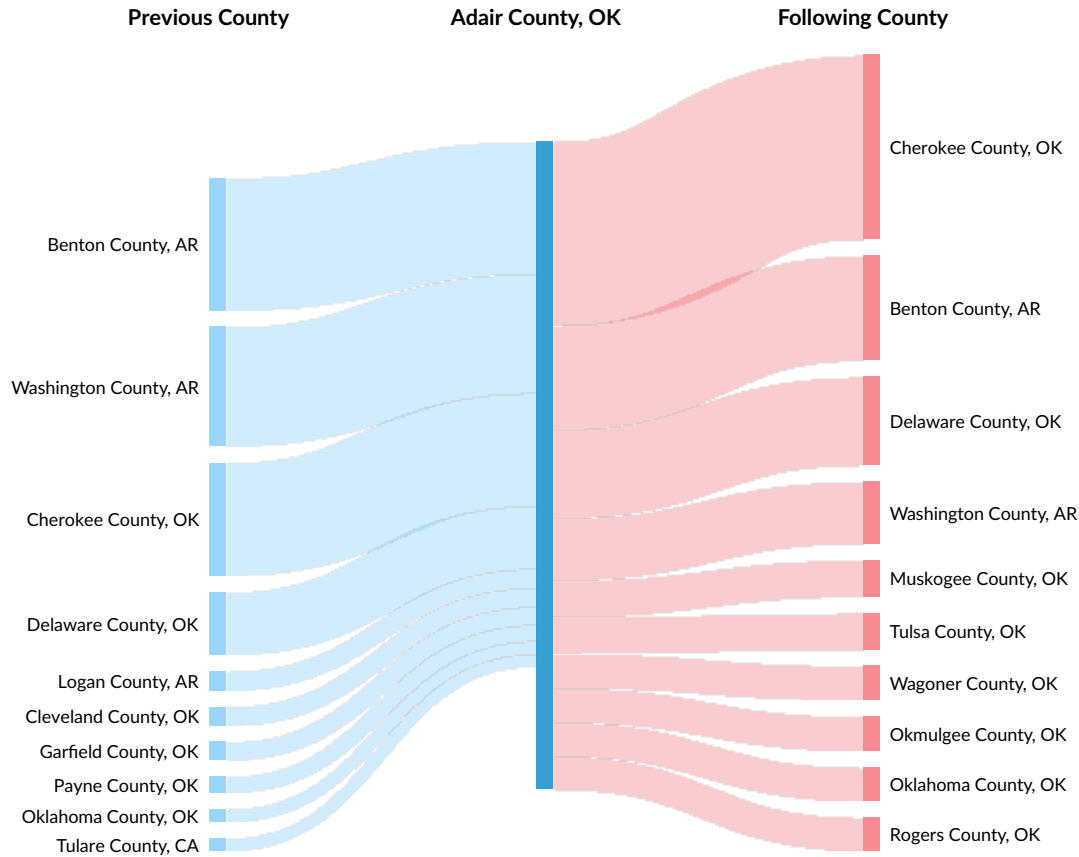
Where Talent Lives

ZIP	Name	2023 Workers
74960	Stilwell, OK (in Adair co...	4,914
74965	Westville, OK (in Adair c...	2,066
74964	Watts, OK (in Adair cou...	1,039
74931	Bunch, OK (in Adair cou...	617
74457	Proctor, OK (in Adair co...	210

Inbound and Outbound Migration

The table below analyzes past and current residents of Adair County, OK. The left column shows residents of other counties migrating to Adair County, OK. The right column shows residents migrating from Adair County, OK to other counties.

As of 2021, **135** people have migrated from Benton County, AR to Adair County, OK. In the same year, **188** people left Adair County, OK migrating to Cherokee County, OK. The total Net Migration for Adair County, OK in 2021 was **61**.

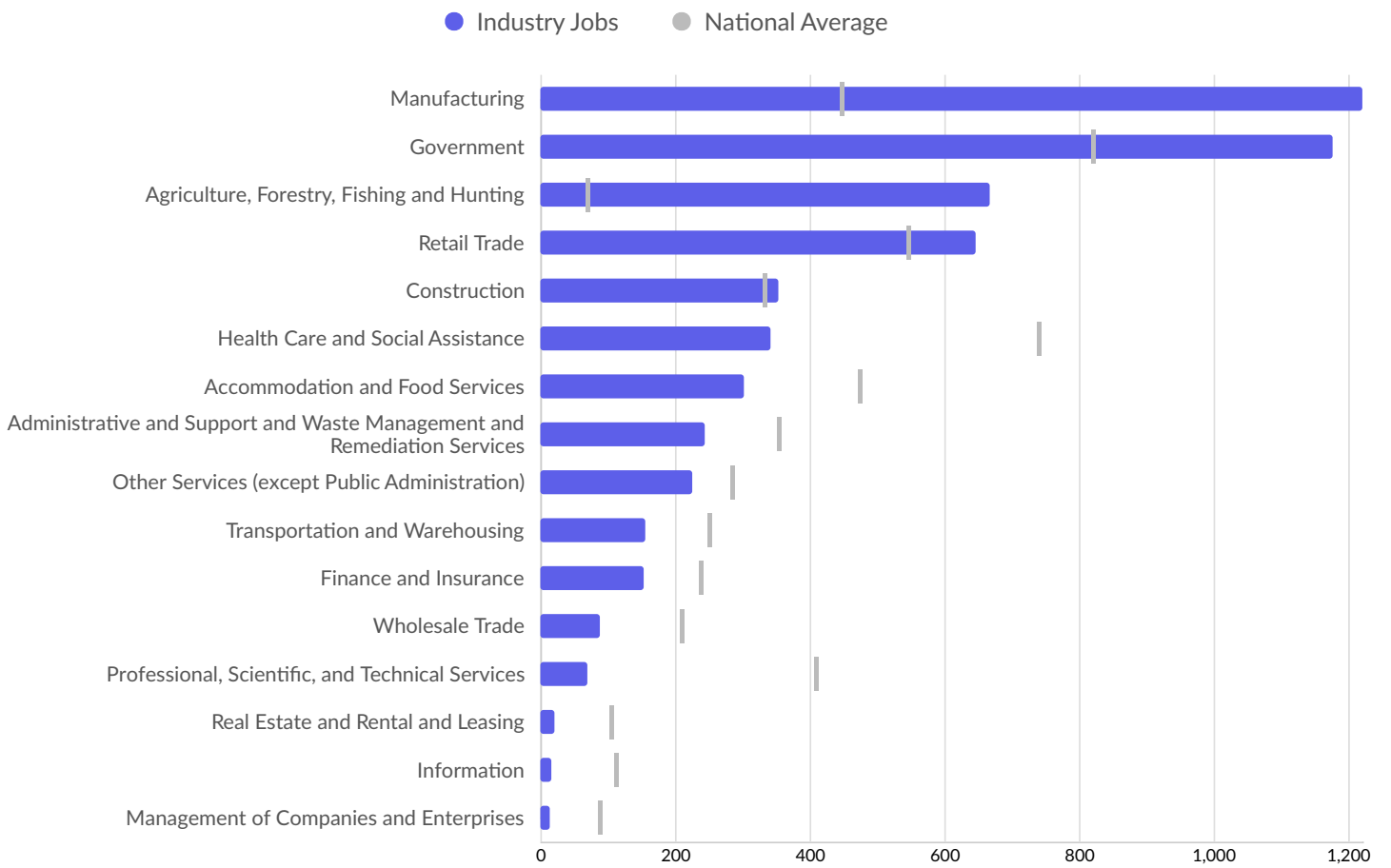


Top Previous Counties	Migrations
Benton County, AR	135
Washington County, AR	122
Cherokee County, OK	115
Delaware County, OK	64
Logan County, AR	19
Cleveland County, OK	19

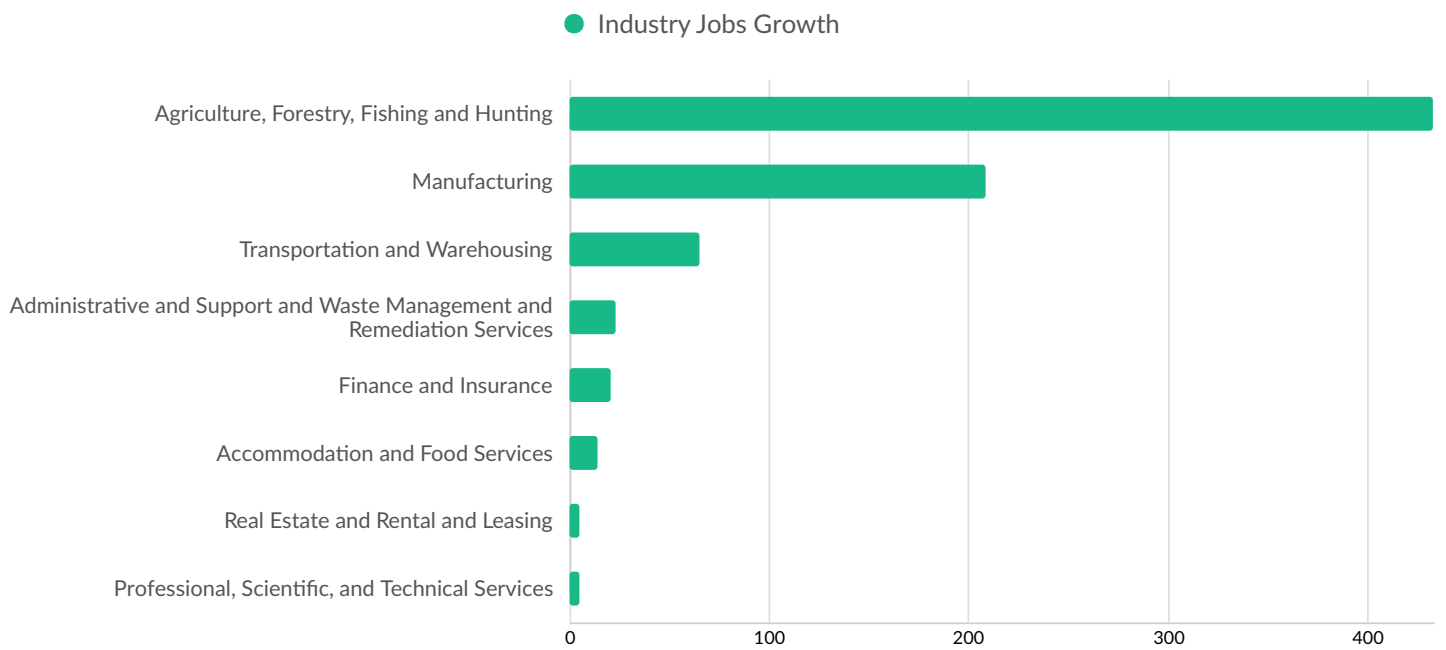
Top Previous Counties	Migrations
Garfield County, OK	19
Payne County, OK	16
Oklahoma County, OK	13
Tulare County, CA	13
Sequoyah County, OK	12
Muskogee County, OK	12
Kay County, OK	11
Comanche County, OK	11
Stone County, MO	9
Top Following Counties	Migrations
Cherokee County, OK	188
Benton County, AR	107
Delaware County, OK	90
Washington County, AR	63
Muskogee County, OK	37
Tulsa County, OK	37
Wagoner County, OK	35
Okmulgee County, OK	35
Oklahoma County, OK	34
Rogers County, OK	34
Comanche County, OK	33
Cleveland County, OK	33
Canadian County, OK	31
Washington County, OK	30
Pottawatomie County, OK	28

Industry Characteristics

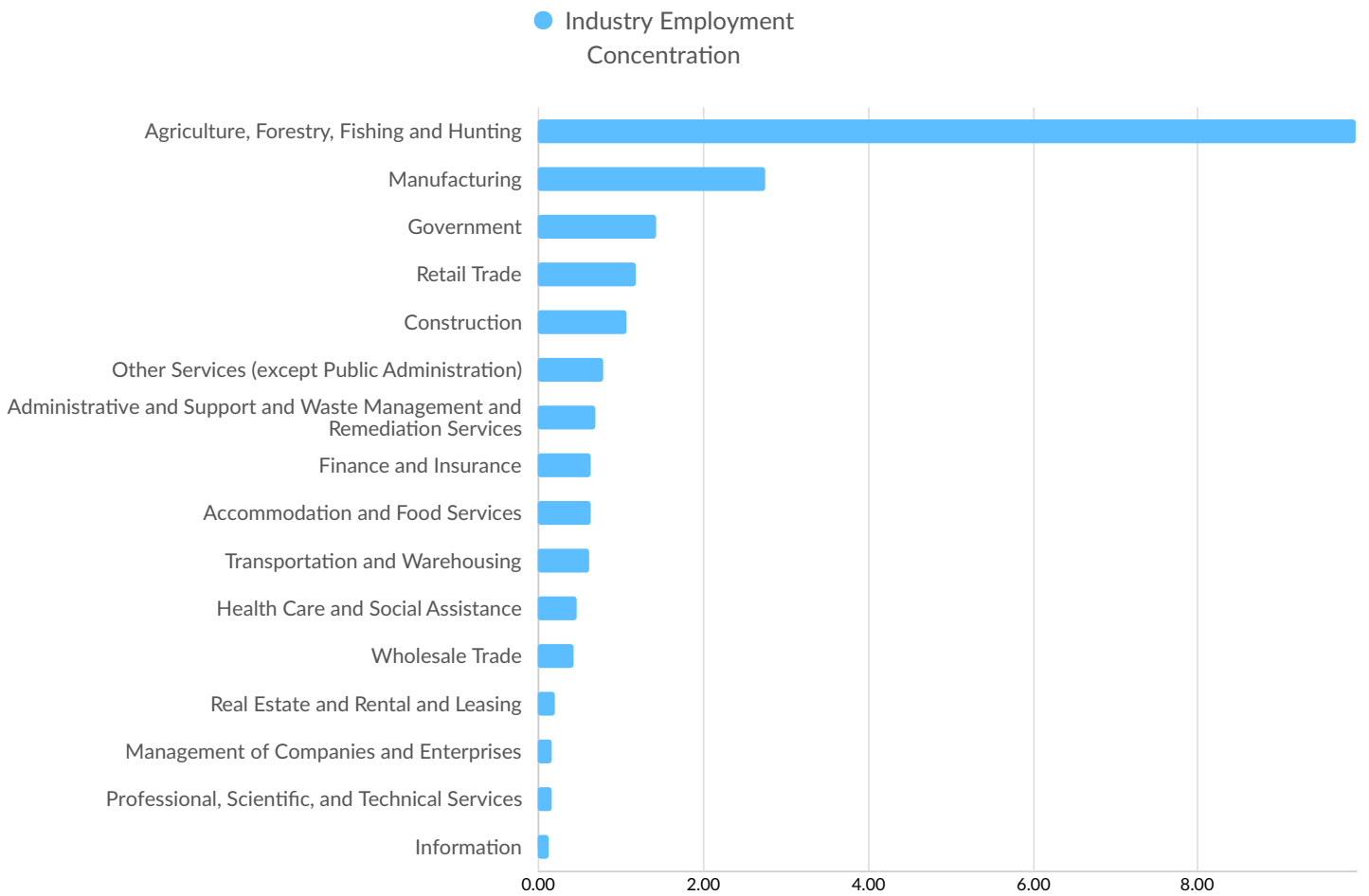
Largest Industries



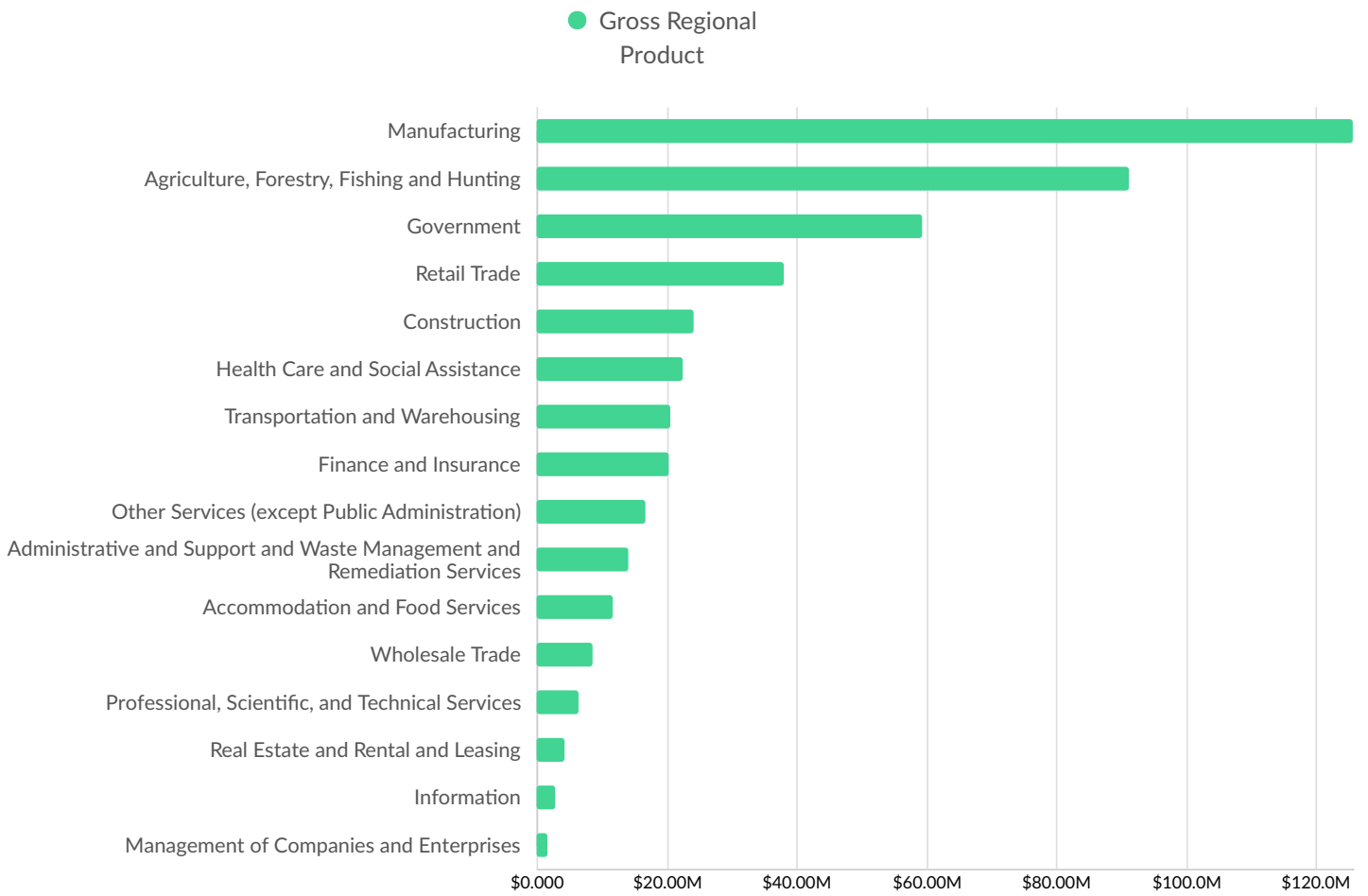
Top Growing Industries



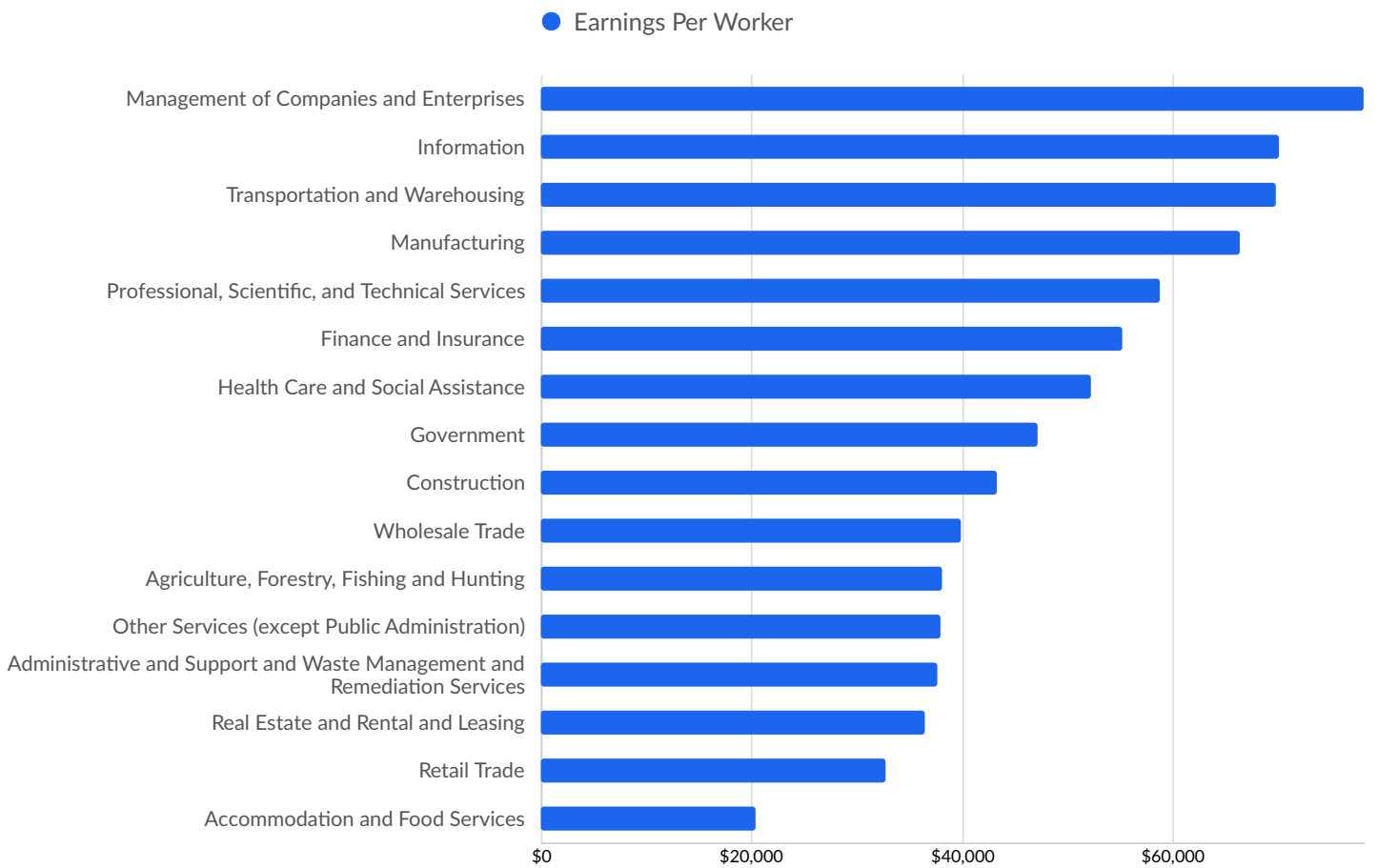
Top Industry Employment Concentration



Top Industry GRP



Top Industry Earnings



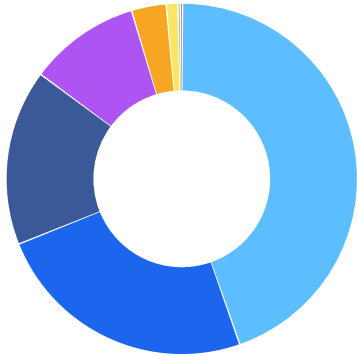
Business Characteristics

1,008 Companies Employ Your Workers

Online profiles for your workers mention 1,008 companies as employers, with the top 10 appearing below. In the last 12 months, 114 companies in Adair County, OK posted job postings, with the top 10 appearing below.

Top Companies	Profiles	Top Companies Posting	Unique Postings
Cherokee Nation	92 	Cherokee Nation	77 
Schwan's Company	61 	Schwan's Company	70 
Walmart	42 	Love's	28 
Baldor Electric Company - A Me...	41 	Walmart	26 
Cherokee Nation Industries	39 	1St Employment Staffing	24 
Cherokee Nation Entertainment	37 	DaVita	19 
Northeastern State University	28 	Elara Caring	19 
Simmons Foods	28 	Darling International Incorporat...	18 
Westville Public Schools	28 	Dollar General	17 
Gates Corporation	23 	Pizza Hut	14 

Business Size

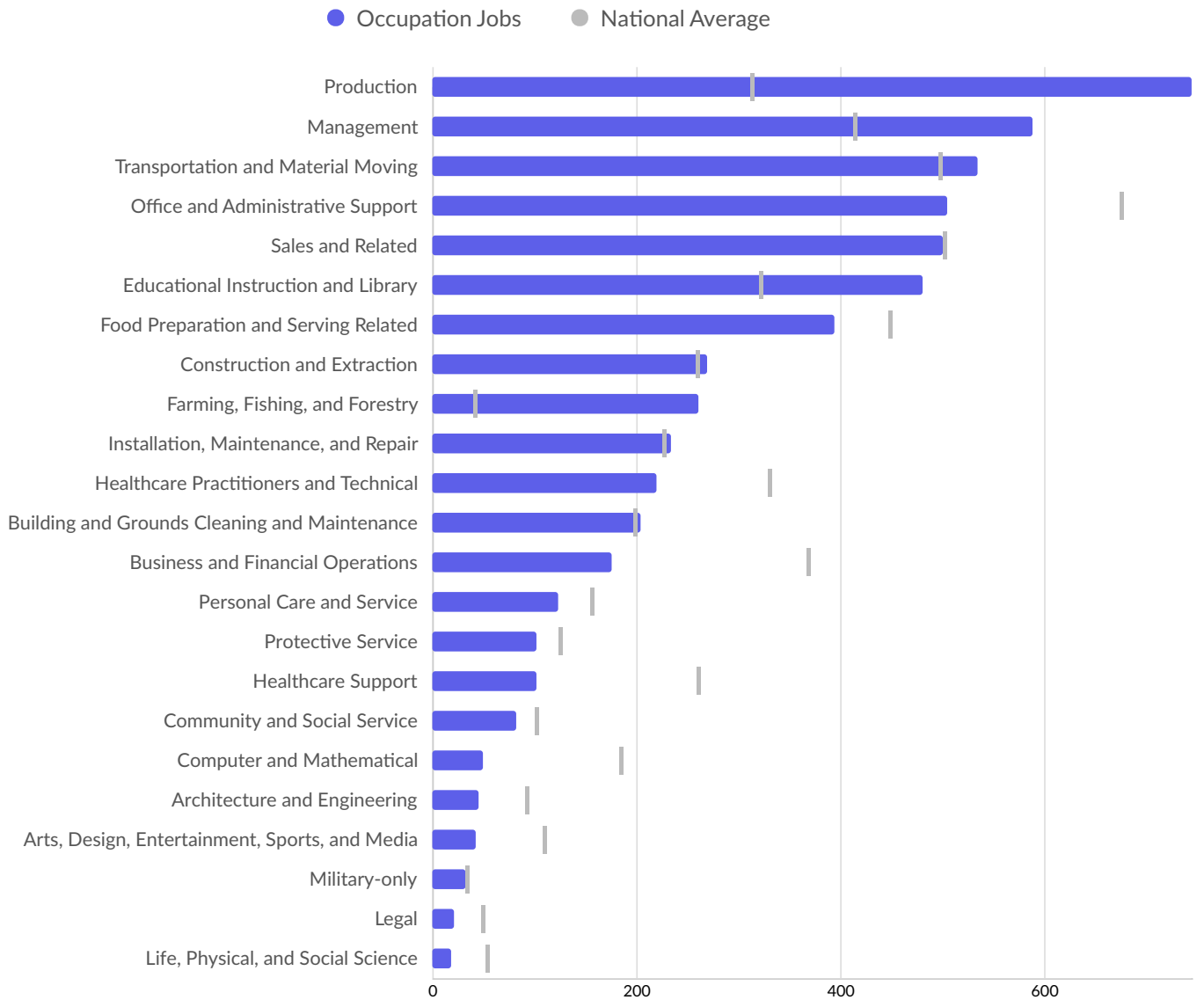


	Percentage	Business Count
● 1 to 4 employees	44.6%	209
● 5 to 9 employees	24.3%	114
● 10 to 19 employees	16.2%	76
● 20 to 49 employees	10.2%	48
● 50 to 99 employees	3.2%	15
● 100 to 249 employees	1.1%	5
● 250 to 499 employees	0.2%	1
● 500+ employees	0.2%	1

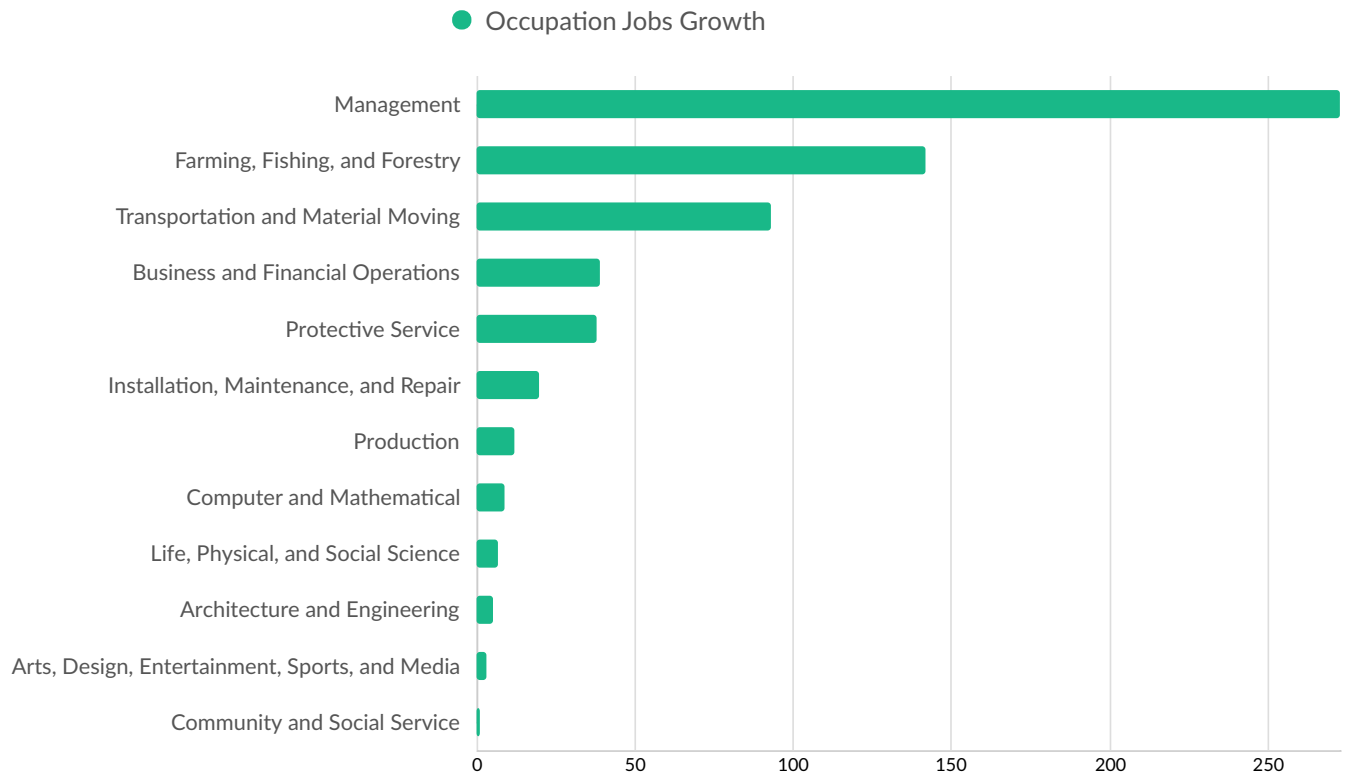
**Business Data by DatabaseUSA.com is third-party data provided by Lightcast to its customers as a convenience, and Lightcast does not endorse or warrant its accuracy or consistency with other published Lightcast data. In most cases, the Business Count will not match total companies with profiles on the summary tab.*

Workforce Characteristics

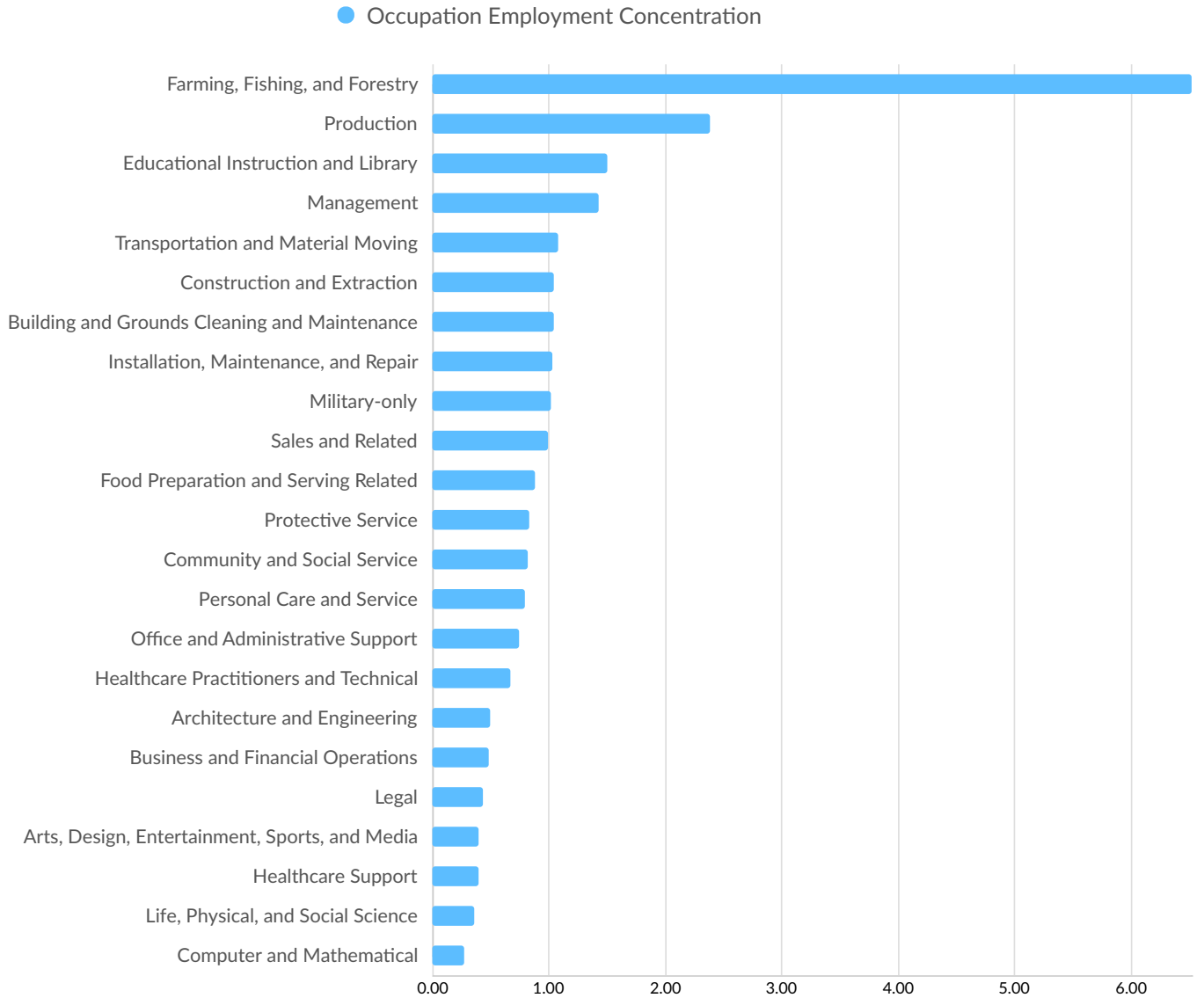
Largest Occupations



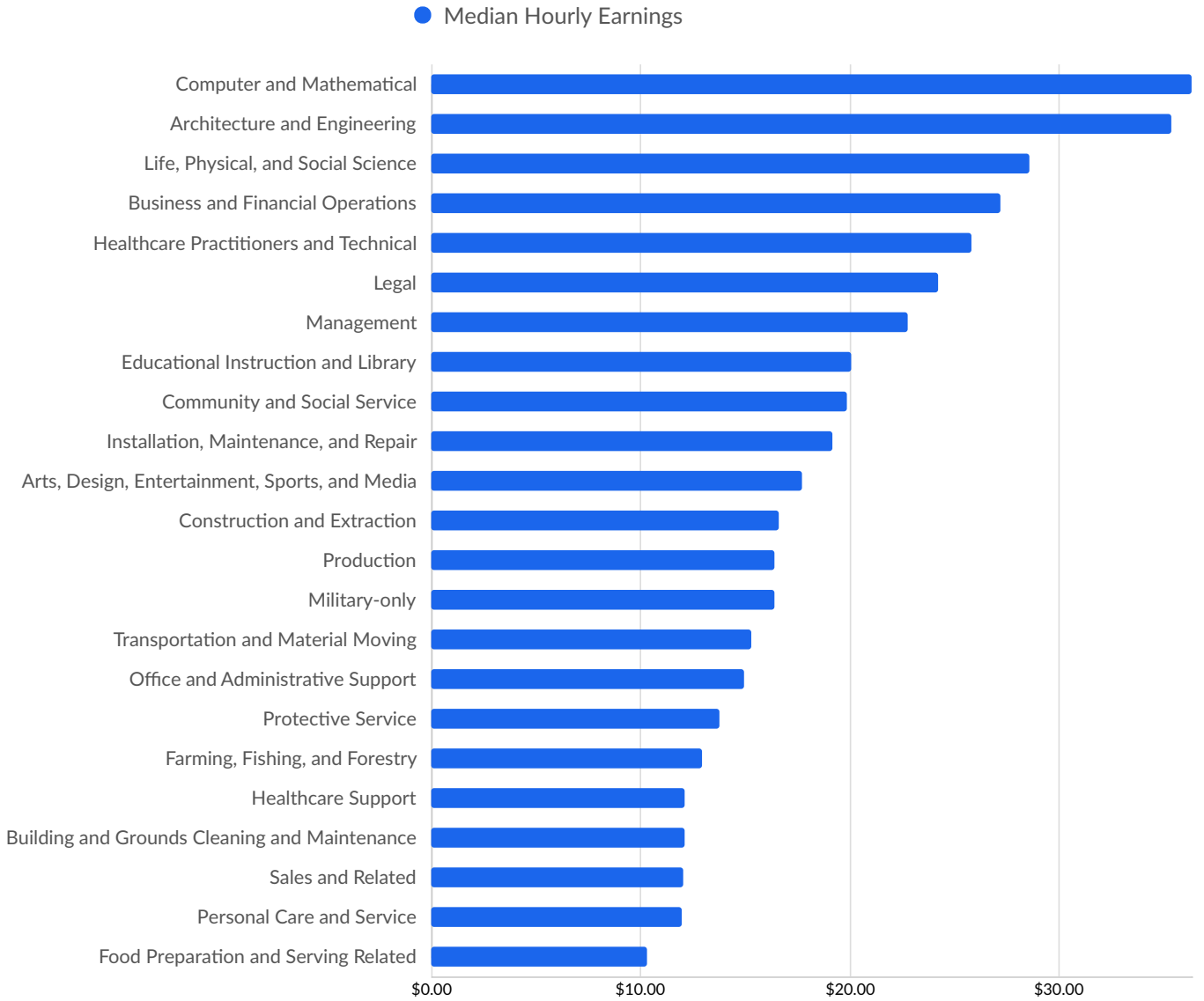
Top Growing Occupations



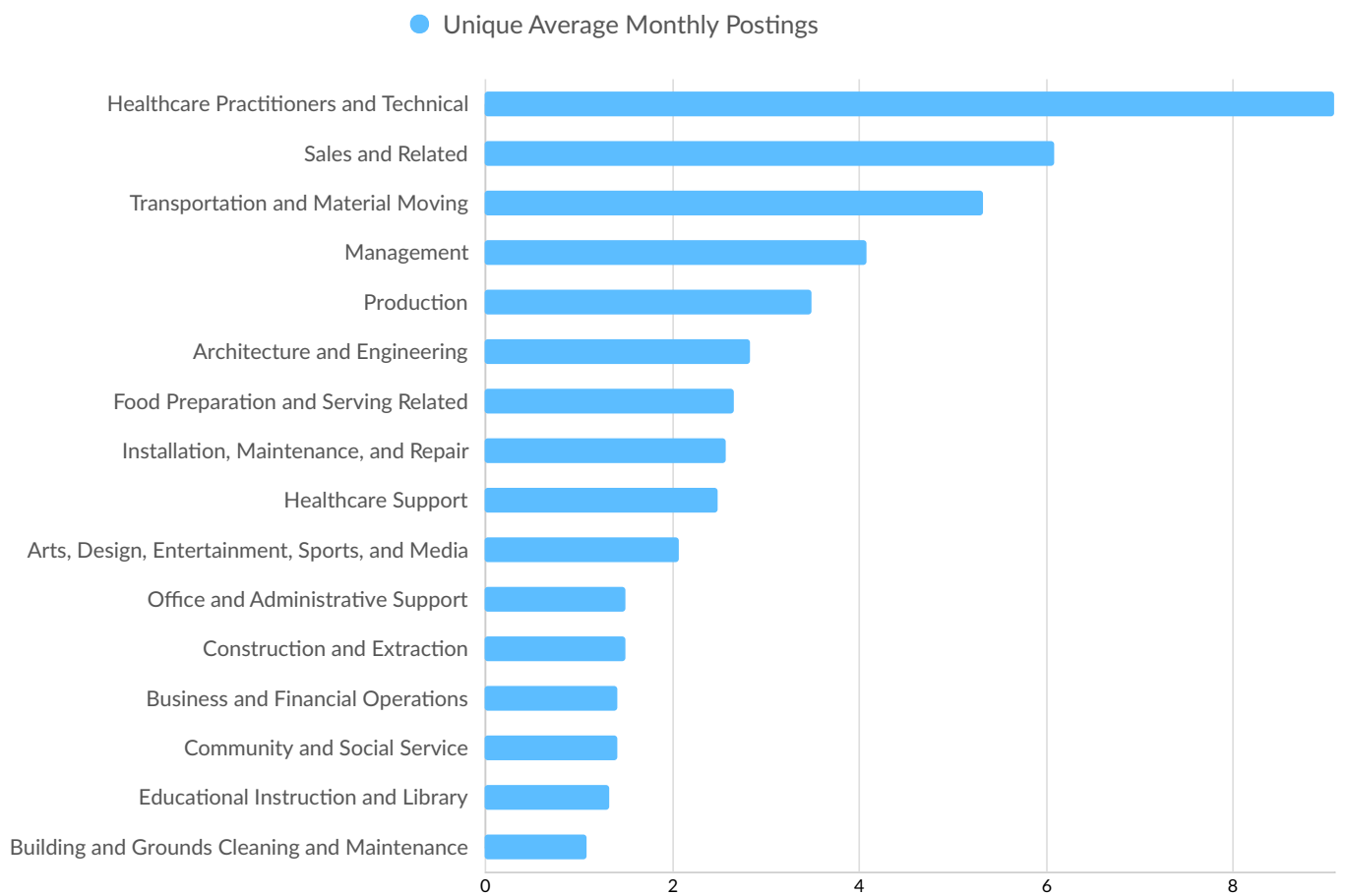
Top Occupation Employment Concentration



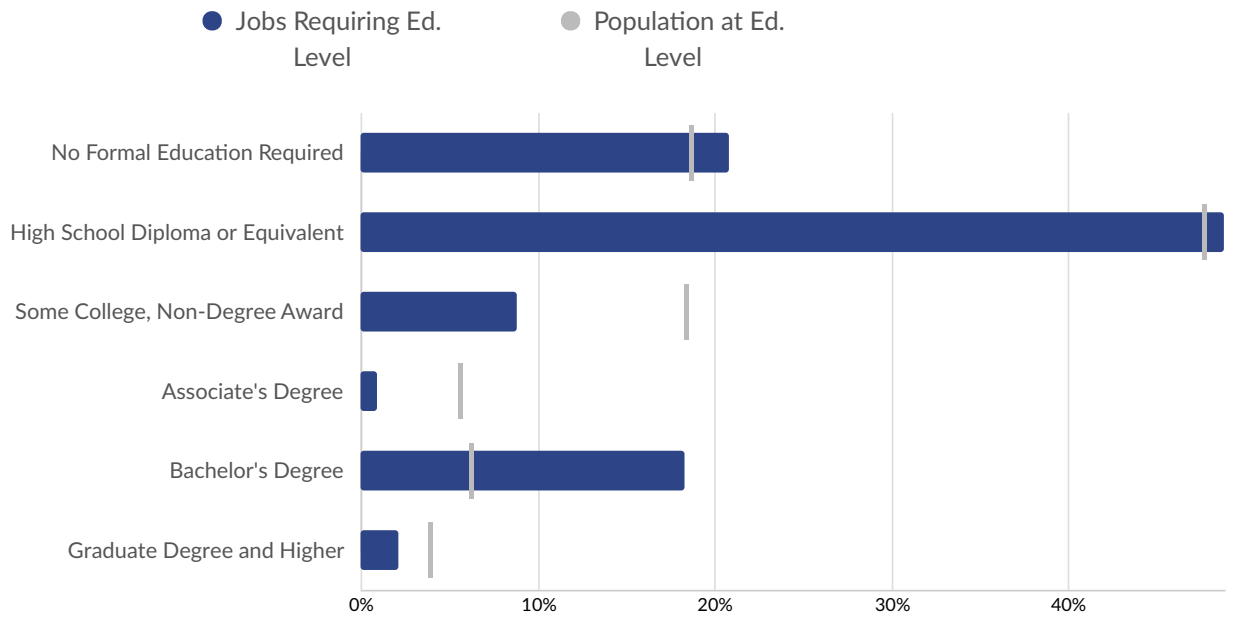
Top Occupation Earnings



Top Posted Occupations



Underemployment



Educational Pipeline

Over the last 5 years, no schools in Adair County, OK produced graduates.

In-Demand Skills

